

# Mail Drops / Receptacles



2255



## MAIL DROPS PRIVACY

Constructed of 1/4" thick aluminum plate and 20 gauge steel, recessed mounted mail drops feature a spring-loaded mail flap and an adjustable mail flap stop. Mail drops also feature a durable powder coated finish available in five (5) contemporary colors. Custom engraving (#2266) is available as an option upon request. An optional receptacle (#2256 - see page 49 - order separately) aligns with the mail drop chute for receipt of deliveries. Mail drops are ideal for collecting documents and small packages and may be used for U.S.P.S. residential door mail delivery.



#2255 with optional custom engraving - black filled (#2266) displayed

### CUSTOM ENGRAVING (OPTION - #2266)

Custom engraving (specify regular or black filled) is available as an option upon request. Examples are: MAIL, PAYMENTS, OUTGOING MAIL, LETTERS, KEYS, SUGGESTION BOX, OFFICE, RENT DROP or as specified.

### MAIL SLOT (STANDARD)

Mail drops feature an 11" W x 4" H mail slot.

### CHUTE (STANDARD)

Attached to each mail drop is a 11-3/4" W x 5" H x 6-1/4" D chute angled at 25°.


### ADJUSTABLE MAIL FLAP STOP (STANDARD)

Attached to the inside of each mail drop chute is an adjustable mail flap stop that can limit the size of the mail flap opening.

### 2255 Mail Drop

- 14" W x 7" H x 6" D
- mail slot: 11" W x 4" H
- rough opening: 12-1/4" W x 5-1/2" H
- 10 lbs.

Specify



aluminum



brass



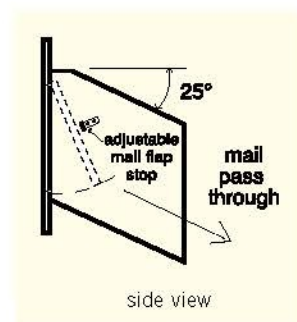
bronze



sandstone



green



side view



#2255 with optional custom engraving - regular (#2266) displayed

## RECEPTACLES

Made of sheet and extruded aluminum, receptacles have a 12" W x 6" H rear opening which aligns with mail drops (#2255 - see page 48 - order separately). Receptacles have heavy duty 1/4" thick aluminum doors and are accessed from the front. Receptacles include a lock with two (2) keys and feature a durable powder coated finish available in five (5) contemporary colors. Custom engraving (#2266), plexiglass windows (#2273) and thumb latches (#2288) are available as options upon request.

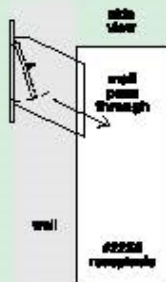
### 2256 Receptacle

- 15" W x 19" H x 7-1/2" D
- rear opening: 12" W x 6" H
- 20 lbs.

- Specify
- aluminum
  - brass
  - bronze
  - sandstone
  - green



**enclum**  
Numbers / Letters see page 103



order mail drops and receptacles separately



#2255 with optional custom engraving - regular (#2266) and mail drop (#2255) displayed

### CUSTOM ENGRAVING (OPTION - #2266)

Custom engraving (specify regular or black filled) is available as an option upon request. Examples are: OUTGOING MAIL, MAIL, PAYMENTS, LETTERS, KEYS, SUGGESTION BOX, OFFICE, RENT DROP or as specified.

### PLEXIGLASS WINDOW (OPTION - #2273)

A 2" W x 10" H plexiglass window is available as an option upon request.

### THUMB LATCH (OPTION - #2288)

A non-locking thumb latch is available as an option upon request.



2256

